

ORDERING INFORMATION

accessories continued

Part Number	Description
990G1	Cable clamp & hardware-screw mounting-2C
5905	Cable clamp-1 twin conductor with hardware
110G57	Lock nut for use with bus bar contact

Bushings

Part Number	Description	Reduces From	
		AWG	sq. mm
5910	Use with 5900 or 1307	#6 to #10/12	13.3 to 5.3/3.3
5912	Use with 5900 or 1307	#6 to #8	13.3 to 8.4
5913	Use with 5900 or 1307	#6 to #14/16	13.3 to 2.1/1.3

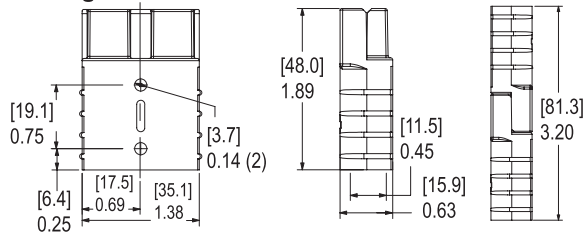
Tooling

Part Number	Description
1309G4	Hand tool
1387G1	Pneumatic tool
1388G6	- die for #6 to #16 AWG
1388G7	- die for #10 to #12 AWG
1389G6	- locator for #6 to #16 AWG
1389G7	- locator for #10 to #12 AWG
260G16	Applicator only (110V & 220V)
*	Applicator & Press (220V, 50Hz)
*	Press only (110V, 60Hz)

* Consult factory

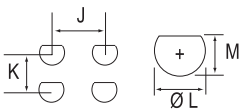
DIMENSIONS

Housing



Bus Bar Layout

Part Number	-J-	-K-	-L-	-M-
	mm in.	mm in.	mm in.	mm in.
75BBS	19.1 0.75	17.3(min) 0.68(min)	6.73 0.265	2.92 0.115

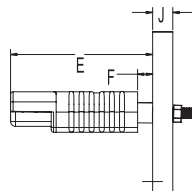


Mounting Dimensions

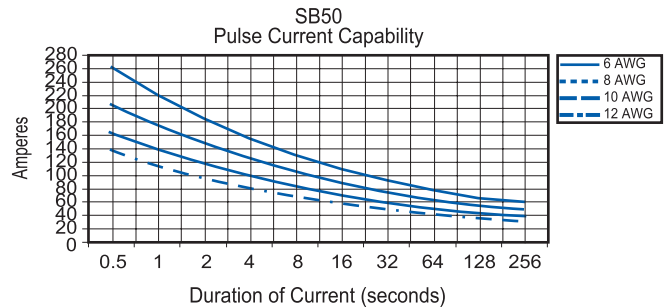
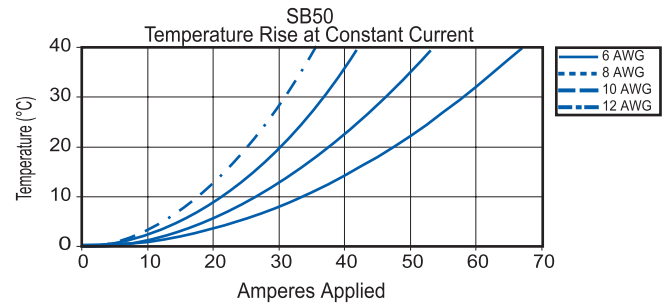
Bus Bar Mounting Table

Part Number	-E-	-F-
	mm in.	mm in.
75BBS	53.3 2.10	5.10 0.20

Part Number	-J-
	mm in.
75BBS	3.0 - 12.7 0.12 - 0.50



TEMPERATURE RISE CHARTS



Contacts

Part Number	-A-	-B-	-C-	-D-	-E-
	mm in.	mm in.	mm in.	mm in.	mm in.
1307	30.0 1.18	7.2 0.28	5.6 0.22	11.4 0.45	7.1 0.28
5900	30.0 1.18	7.2 0.28	5.6 0.22	11.4 0.45	7.1 0.28
5914	29.7 1.17	4.8 0.19	3.5 0.14	11.4 0.45	7.1 0.28
5915	30.0 1.18	7.2 0.28	3.5 0.14	11.4 0.45	7.1 0.28
5952	30.0 1.18	7.2 0.28	4.7 0.19	11.4 0.45	7.1 0.28
5953	30.0 1.18	7.2 0.28	3.5 0.14	11.4 0.45	7.1 0.28
904G1	30.0 1.18	7.2 0.28	3.5 0.14	11.4 0.45	7.1 0.28
903G1	30.0 1.18	7.2 0.28	5.6 0.22	11.4 0.45	7.1 0.28
265G1	31.8 1.25	9.1 0.36	9.1 0.36	22.9 0.90	8.1 0.32
265G2	31.8 1.25	7.4 0.29	6.9 0.27	22.9 0.90	8.1 0.32
265G3	31.0 1.22	9.1 0.36	9.1 0.36	22.9 0.90	8.1 0.32
265G4	31.0 1.22	7.4 0.29	6.9 0.27	22.9 0.90	8.1 0.32
265G5	31.8 1.25	9.1 0.36	9.1 0.36	22.9 0.90	8.1 0.32
265G6	31.8 1.25	7.4 0.29	6.9 0.27	22.9 0.90	8.1 0.32
265G7	31.0 1.22	9.1 0.36	9.1 0.36	22.9 0.90	8.1 0.32
265G8	31.0 1.22	7.4 0.29	6.9 0.27	22.9 0.90	8.1 0.32
75BBS	See Bus Bar Section				

